

STRONG BOX®

Weather & Vandal Resistant Enclosures



2024 PRICE LIST

Enclosures,
Cages &
Landscaping
Supports




Effective July 1, 2024

2320 Meyers Ave. Escondido, California 92029

sales@strongbox.com






www.strongbox.com

TEL (800) 729-1314

ITEM	PART NO.	DESCRIPTION	WEIGHT	PRICE
Heavy Duty Front Entry				
	SB-18SS	18" Wide, 36" High, 12" Deep	75 lbs.	\$ 3,316
	SB-18DSS	18" Wide, 36" High, 24" Deep	120 lbs.	\$ 4,950
	SB-1852SS	18" Wide, 52" High, 12" Deep	90 lbs.	\$ 4,009
	SB-24SS	24" Wide, 36" High, 12" Deep	95 lbs.	\$ 3,821
	SB-24DSS	24" Wide, 36" High, 24" Deep	145 lbs.	\$ 5,858
	SB-36SS	36" Wide, 36" High, 12" Deep	138 lbs.	\$ 5,229
Heavy Duty Wall Mount				
	SB-16SSW	16" Wide, 18" High, 10" Deep, Wall Mount	35 lbs.*	\$ 2,495
	SB-18SSW	18" Wide, 36" High, 12" Deep, Wall Mount	75 lbs.	\$ 3,316
	SB-24SSW	24" Wide, 36" High, 12" Deep, Wall Mount	95 lbs.	\$ 3,821
	SB-36SSW	36" Wide, 36" High, 12" Deep, Wall Mount	138 lbs.	\$ 5,229
Optional Stainless Steel Pedestals				
	PED-16SS	16" Wide, 12" High, 15.5" Deep	20 lbs.	\$ 966
	PED-18SS	18" Wide, 12" High, 10" Deep	18 lbs.	\$ 927
	PED-18DSS	18" Wide, 12" High, 20" Deep	23 lbs.	\$ 1,377
	PED-24SS	24" Wide, 12" High, 10" Deep	22 lbs.	\$ 1,082
	PED-24SS-240V	24" Wide, 12" High, 10" Deep	30 lbs.	\$ 1,446
	PED-24DSS	24" Wide, 12" High, 20" Deep	26 lbs.	\$ 1,446
	PED-36SS	36" Wide, 12" High, 10" Deep	33 lbs.	\$ 1,370
	PED-16SSW	16" Wide, 4" High, 8" Deep	6 lbs.	\$ 650
	PED-LD16	16.75" Wide, 12" High, 8.25" Deep	18 lbs.	\$ 730
	PT-TEMP1852	18" Wide, 9.75" Deep	2 lbs.	\$ 95
Heavy Duty Top Entry				
	SB-16SS	16" Wide, 38" High, 15.5" Deep	80 lbs.	\$ 3,964
	SB-22SS	24" Wide, 38" High, 17" Deep	125 lbs.	\$ 5,068
Light Duty Cabinet				
	LD-16S	16.75" Wide, 30" High, 8.25" Deep	43 lbs.*	\$ 1,683
	LD-16SW	6.75" Wide, 30" High, 8.25" Deep, Wall Mount	48 lbs.*	\$ 1,683
	LD-18SW	18.5" Wide, 18.5" High, 8" Deep, Wall Mount	31 lbs.*	\$ 1,587
	LD-16T	16.75" Wide, 18.5" High, 8" Deep, Top Mount	25 lbs.*	\$ 1,586

TERMS OF SALE NET 30 DAYS F.O.B. FACTORY RESTOCK CHARGE ON AUTHORIZED RETURNS.

NOTE: Prices Include Mounting Hardware. *CAN BE SHIPPED UPS

ITEM	PART NO.	DESCRIPTION	WEIGHT	PRICE
Polar Bearier™ Slip-On Insulating Cover				
A simple way to insulate backflow devices to help prevent freezing. This slip-on insulating cover installs in seconds and removes even quicker for backflow maintenance. Provides R-30 insulation, eyelet installed for padlock.				
	PBB-22	22" Wide, 24" High, 6" Deep	1.2 lbs.	\$ 393
	PBB-30	28" Wide, 24" High, 6" Deep	2.0 lbs.	\$ 498
	PBB-45	46" Wide, 24" High, 6" Deep	3.5 lbs.	\$ 674
	PBB-60	56" Wide, 24" High, 6" Deep	4.5 lbs.	\$ 717
	PBB-20HP	24" Wide, 46" High, 6" Deep	3.5 lbs.	\$ 674
	PBB-40HP	40" Wide, 36" High, 6" Deep	4.5 lbs.	\$ 834
	PBB-60HP	60" Wide, 36" High, 6" Deep	5.2 lbs.	\$ 984
	PBB-75HP	72" Wide, 36" High, 6" Deep	6.0 lbs.	\$1,195
	PBB-90HP	90" Wide, 36" High, 6" Deep	7.5 lbs.	\$ 1,330
Aluminum Backflow Enclosures - Front Entry - One Piece				
	SBBC-22AL	22" Wide, 30" High, 16" Deep	43 lbs.	\$ 1,440
	SBBC-30AL	30" Wide, 30" High, 16" Deep	49 lbs.	\$ 1,666
	SBBC-45AL	45" Wide, 30" High, 16" Deep	62 lbs.	\$ 2,054
	SBBC-52AL	52" Wide, 30" High, 22" Deep	73 lbs.	\$ 3,648
	SBBC-60AL	60" Wide, 30" High, 16" Deep	82 lbs.	\$ 2,978
Aluminum Backflow Enclosures - Clamshell Entry - Two Piece				
	SBBC-40ALHP	40" Wide, 39" High, 24" Deep	88 lbs.	\$ 4,213
	SBBC-60ALHP	60" Wide, 39" High, 24" Deep	118 lbs.	\$ 4,688
	SBBC-75ALHP	75" Wide, 39" High, 24" Deep	128 lbs.	\$ 4,997
	SBBC-90ALHP	90" Wide, 39" High, 24" Deep	158 lbs.	\$ 5,788
Insulated Aluminum Backflow Enclosures - Front Entry - One Piece				
	SBBC-22ALI	22" Wide, 30" High, 16" Deep	44 lbs.	\$ 1,809
	SBBC-30ALI	30" Wide, 30" High, 16" Deep	50 lbs.	\$ 2,239
	SBBC-45ALI	45" Wide, 30" High, 16" Deep	63 lbs.	\$ 2,827
	SBBC-60ALI	60" Wide, 30" High, 16" Deep	88 lbs.	\$ 3,802
Insulated Aluminum Backflow Enclosures - Clamshell Entry - Two Piece				
	SBBC-40ALHPI	40" Wide, 39" High, 24" Deep	90 lbs.	\$ 5,133
	SBBC-60ALHPI	60" Wide, 39" High, 24" Deep	124 lbs.	\$ 5,703
	SBBC-75ALHPI	75" Wide, 39" High, 24" Deep	136 lbs.	\$ 6,056
	SBBC-90ALHPI	90" Wide, 39" High, 24" Deep	166 lbs.	\$ 6,310


TERMS OF SALE NET 30 DAYS F.O.B. FACTORY RESTOCK CHARGE ON AUTHORIZED RETURNS.

NOTE: Prices Include Mounting Hardware. *CAN BE SHIPPED UPS

ITEM	PART NO.	DESCRIPTION	WEIGHT	PRICE
Aluminum Pump Enclosures - Clamshell Entry - Two Piece				
	SBBC-40WALHP	40" Wide, 39" High, 28" Deep	95 lbs.	\$ 4,172
	PE-40AL	40" Wide, 39" High, 38" Deep	98 lbs.	\$ 4,307
	PE-60AL	60" Wide, 39" High, 38" Deep	128 lbs.	\$ 4,997
Smooth Touch Backflow Cages - Stainless Steel - Front Entry				
	SBBC-22SS	23.5" Wide, 28" High, 17.75" Deep	44 lbs.	\$ 2,620
	SBBC-30SS	31.5" Wide, 28" High, 17.75" Deep	53 lbs.	\$ 3,025
	SBBC-45SS	46.5" Wide, 28" High, 17.75" Deep	61 lbs.	\$ 3,891
	SBBC-20SS	20" Wide, 46.5" High, 17.75" Deep	62 lbs.	\$ 3,888
Smooth Touch Backflow Cages - Stainless Steel - Clamshell Entry				
	SBBC-40SS	40" Wide, 39" High, 25.5" Deep	90 lbs.	\$ 5,978
	SBBC-60SS	60" Wide, 39" High, 25.5" Deep	111 lbs.	\$ 7,042
	SBBC-75SS	76.5" Wide, 39" High, 25.5" Deep	120 lbs.	\$ 8,272
Smooth Touch Backflow Cages - Cold Rolled Steel - Front Entry				
	SBBC-22CR	23.5" Wide, 28" High, 17.75" Deep	44 lbs.	\$ 1,487
	SBBC-30CR	31.5" Wide, 28" High, 17.75" Deep	53 lbs.	\$ 1,683
	SBBC-45CR	46.5" Wide, 28" High, 17.75" Deep	61 lbs.	\$ 2,198
Smooth Touch Backflow Cages - Cold Rolled Steel - Clamshell Entry				
	SBBC-40CR	40" Wide, 39" High, 25.5" Deep	90 lbs.	\$ 3,608
	SBBC-60CR	60" Wide, 39" High, 25.5" Deep	111 lbs.	\$ 4,458
	SBBC-75CR	76.5" Wide, 39" High, 25.5" Deep	120 lbs.	\$ 5,172
Expanded Metal Backflow Cages - Low Profile - One Piece				
	BC-30CR	30" Wide, 25.5" High, 12" Deep	45 lbs.	\$ 1,379
	BC-45CR	45" Wide, 31.5" High, 18" Deep	73 lbs.	\$ 1,700
Expanded Metal Backflow Cages - High Profile - Two Piece				
	BC-75CR	75" Wide, 43.5" High, 30" Deep	160 lbs.	\$ 2,841

TERMS OF SALE NET 30 DAYS F.O.B. FACTORY RESTOCK CHARGE ON AUTHORIZED RETURNS.

NOTE: Prices Include Mounting Hardware. *CAN BE SHIPPED UPS

ITEM	PART NO.	DESCRIPTION	WEIGHT	PRICE
Stainless Steel Service Pedestal - 18" Wide, 52" High, 20" Deep				
	MPS-11016-10	100 amp 120/240 Voltage 1 Phase 10,000 AIC Rating 16 Positions	210 lbs.	\$ 6,756
	MPS-12016-22	200 amp 120/240 Voltage 1 Phase 22,000 AIC Rating 16 Positions	210 lbs.	\$ 7,519
	MPS-32024-65	200 amp 120/208 Voltage 3 Phase 65,000 AIC Rating 24 Positions	210 lbs.	\$ 11,357
	MPS-BASE	MPS mounting template 4 bolt	8 lbs.	\$ 165
Stainless Steel Service Pedestal with Enclosure and Base - 18" Wide, 52" High, 32" Deep				
	MPE-11016-10	100 AMP METER WITH ENCLOSURE	310 lbs.	\$ 10,938
	MPE-12016-22	100 AMP METER WITH ENCLOSURE	310 lbs.	\$ 11,701
	MPE-32024-65	200 AMP METER WITH ENCLOSURE	310 lbs.	\$ 15,539
	MPE-BASE	Dual Mounting Template 8 bolt	10 lbs.	\$ 173
Commercial Service Pedestal - 16" Wide, 48" High, 16.25" Deep				
	CSP-11008-10	100 amp 120/240 Voltage 1 Phase 10,000 AIC Rating 8 Positions	140 lbs.	\$ 4,790
	CSP-11016-10	100 amp 120/240 Voltage 1 Phase 10,000 AIC Rating 16 Positions	140 lbs.	\$ 4,842
	CSP-11016-65	100 amp 120/240 Voltage 1 Phase 65,000 AIC Rating 16 Positions	140 lbs.	\$ 5,346
	CSP-12016-10	200 amp 120/240 Voltage 1 Phase 10,000 AIC Rating 16 Positions	140 lbs.	\$ 5,543
	CSP-12016-65	200 amp 120/240 Voltage 1 Phase 65,000 AIC Rating 16 Positions	140 lbs.	\$ 6,001
	CSP-B BASE	CSP-B mounting template 4 bolt	8 lbs.	\$166
Dual Meter Pedestal - 16" Wide, 50" High, 17.25" Deep				
	DSP-11008-10	100 amp 120/240 Voltage 1 Phase 10,000 AIC Rating 8 Positions	140 lbs.	\$ 8,580
	DSP-11008-22	100 amp 120/240 Voltage 1 Phase 22,000 AIC Rating 8 Positions	140 lbs.	\$ 8,622
	DSP-11008-65	100 amp 120/240 Voltage 1 Phase 65,000 AIC Rating 8 Positions	140 lbs.	\$ 9,006
	DSP-12008-10	200 amp 120/240 Voltage 1 Phase 10,000 AIC Rating 8 Positions	140 lbs.	\$ 9,568
	DSP-12008-22	200 amp 120/240 Voltage 1 Phase 22,000 AIC Rating 8 Positions	140 lbs.	\$ 10,275
	DSP-12008-65	200 amp 120/240 Voltage 1 Phase 65,000 AIC Rating 8 Positions	140 lbs.	\$ 10,608

TERMS OF SALE NET 30 DAYS F.O.B. FACTORY RESTOCK CHARGE ON AUTHORIZED RETURNS.

NOTE: Prices Include Mounting Hardware. *CAN BE SHIPPED UPS

ITEM	PART NO.	DESCRIPTION	WEIGHT	PRICE
Metered Stainless Steel Enclosure				
	SB-24SS-240V	24" Wide, 48" High, 29" Deep with 240 Volt Meter Socket Not available for use in California	250 lbs.	\$ 8,644
Stainless Steel Non-Metered Enclosure - 17" Wide, 31" High, 17" Deep				
	PWP-11016-10	100 amp 120/240 Voltage 1 Phase 10,000 AIC Rating 16 Positions	140 lbs.	\$ 3,182
	PWP-11016-22	100 amp 120/240 Voltage 1 Phase 22,000 AIC Rating 16 Positions	140 lbs.	\$ 4,077
	PWP-11016-65	100 amp 120/240 Voltage 1 Phase 65,000 AIC Rating 16 Positions	140 lbs.	\$ 3,827
	PWP-12016-22	200 amp 120/240 Voltage 1 Phase 22,000 AIC Rating 16 Positions	140 lbs.	\$ 4,451
	PWP-12016-65	200 amp 120/240 1 Phase 65,000 AIC Rating 16 Positions	140 lbs.	\$ 4,576
Electrical Meter Accessories				
	OPT-PECELL	Photocell with MPS Switch Bracket		\$ 210
	OPT-PECELL-CSP	Photocell with CSP Switch Bracket		\$ 210
	SE-A10081	Time Clock - 30A, 1 Chanel		\$ 428
	SE-A10082	Time Clock - 30A, 2 Chanel		\$ 520
	SE-A10083	Time Clock - 30A, 4 Chanel		\$ 725
	SE-E20004	GE Contactor - 120V, 2 Phase, 30 Amp		\$ 276
	SE-E20005	GE Contactor - 120V, 4 Phase, 30 Amp		\$ 418
	SE-E20013	GE Contactor - 120V, 6 Phase, 30 Amp		\$ 558
	SE-E20006	GE Contactor - 120V, 8 Phase, 30 Amp		\$ 566
SE-E20015	GE Contactor - 120V, 12 Phase, 30 Amp		\$ 972	
	QP-M	For Metered Enclosure 28.5" Wide, 28.5" Deep	42 lbs.	\$ 909
	QP-CSP	For CSP Pedestal 28.5" Wide, 18.5" Deep	37 lbs.	\$ 769
	QP-MPS	For MPS Pedestal 32" Wide, 25" Deep	51 lbs.	\$ 909
	QP-MPE	For MPE Pedestal 32" Wide, 25" Deep	51 lbs.	\$ 998

ITEM	PART NO.	DESCRIPTION	WEIGHT	PRICE
Enclosure Options				
	CSA	Controller Subassembly 36 Stations	5 lbs.*	\$ 517
	CSA-52	Controller Subassembly 52 Stations	6 lbs.*	\$ 554
	OPT-FAN	Thermostatically Controlled Fan	4 lbs.*	\$ 448
	RGVRSS	Rain Switch Enclosure	2 lbs.*	\$ 257
	RGVRSS-P	Pole Mount Rain Switch Enclosure	7 lbs.*	\$ 289
	SRSE	Solar Sync Enclosure	1 lbs.*	\$ 223
QuickPad® Mounting System				
	QP-16	For SB-16 28.5" Wide, 18.5" Deep	37 lbs.	\$ 769
	QP-18	For SB-18 28.5" Wide, 18.5" Deep	37 lbs.	\$ 769
	QP-18D	For SB-18D 28.5" Wide, 28.5" Deep	42 lbs.	\$ 909
	QP-22	For SB-22 28.5" Wide, 28.5" Deep	42 lbs.	\$ 909
	QP-24	For SB-24 28.5" Wide, 18.5" Deep	37 lbs.	\$ 769
	QP-24D	For SB-24D 28.5" Wide, 28.5" Deep	42 lbs.	\$ 909
	QP-LD16	For LD-16 20.0" Wide, 17.0" Deep	17 lbs.	\$ 575
	QP-20BF	For SBBC-20 Series 32" Wide, 19" Deep	37 lbs.	\$ 769
	QP-22BF	For SBBC-22 Series 28.5" Wide, 19" Deep	37 lbs.	\$ 769
	QP-30BF	For SBBC-30 Series 32" Wide, 19" Deep	37 lbs.	\$ 769
	QP-45BF	For SBBC-45 Series 49" Wide, 19" Deep	42 lbs.	\$ 834
Enclosure Backboards				
	BB-18SS	For SB-18SS SB-18SSW Enclosures	10 lbs.	\$ 190
	BB-1852SS	For SB-1852SS Front Entry Enclosure	12 lbs.	\$ 320
	BB-24SS	For SB-24SS SB-24SSW Front Entry Enclosure	12lbs.	\$ 206
	BB-18SS(x2)	For SB-36SS SB-36SSW Enclosure	20 lbs.	\$ 380
	BB-16SS	For SB-16SS Top Entry Enclosure	6 lbs.	\$ 160
	BB-22SS	For SB-22SS Top Entry Enclosures	14 lbs.	\$ 202
	BB-16SSW	For SB-16-SSW Wall Mount Enclosure	4 lbs.	\$ 150
	BB-16LD	For LD-16S Light Duty Cabinet	7 lbs.	\$ 160
	BB-18LD	For LD-18SW Wall Mount Light Duty Cabinet	5 lbs.	\$ 150
	BB-16TLD	For LD-16T Wall Mount Light Duty Cabinet	5 lbs.	\$ 108
	PT-TRAY16-U	Tray for SB-16SS Top Entry Enclosure	3 lbs.	\$ 154
	PT-22TRAY	Tray for SB-22SS Top Entry Enclosure	7 lbs.	\$ 197

TERMS OF SALE NET 30 DAYS F.O.B. FACTORY RESTOCK CHARGE ON AUTHORIZED RETURNS.

NOTE: Prices Include Mounting Hardware. *CAN BE SHIPPED UPS

ITEM	PART NO.	DESCRIPTION	BUNDLE QTY.	ORDER QTY.	BOX WGT.	PRICE
Sprinkler Stabilizers						
	PS18	18" Pipe Stabilizer Used between sprinkler heads to control the movement of the pipe.	5	30	46 lbs.	\$9.15
	SS24	24" Sprinkler Stabilizer Used to secure pipe and sprinkler heads to prevent movement, vandalism and damage.	5	20	35 lbs.	\$10.90
Sprinkler Ties						
Used to secure the sprinkler to the Sprinkler Stabilizer. The unique design allows fast installation and produces a strong bond between the stake and the sprinkler head.						
	ST9	9" Sprinkler Tie for shrub heads	50	500	13 lbs.	\$1.00
	RT	Ratchet Tool Used to install Sprinkler Ties	1	1	1 lb.	\$95.00
Cinch Ties Tree Support						
Used to effectively single or double stake a tree. Made from strong, flexible vinyl with UV inhibitors.						
	CT24	24" Cinch-Tie for 15 gal. trees - Adjustable to 9"	100	500	38 lbs.	\$1.10
	CT32	32" Cinch-Tie for 24" box trees - Adjustable to 13"	100	500	50 lbs.	\$1.45
Twist Brace Tree Support						
Used in high wind conditions. Steel loop covered in quality vinyl tubing. Reusable and easy to install.						
	TB24	24" Twist Brace for 15 gal. - 24" box trees. 4.5" loop	5	25	35 lbs.	\$11.60
	TB36	36" Twist Brace for 36" box trees. 4.5" loop	5	10	26 lbs.	\$23.25
Hose & Wire Tree Brace						
	HW36	36" Hose & Wire Brace for 24" box trees - 10.5" Hose. 36" Wire	100	200	65 lbs.	\$1.15

TERMS OF SALE NET 30 DAYS F.O.B. FACTORY RESTOCK CHARGE ON AUTHORIZED RETURNS.

NOTE: Prices Include Mounting Hardware. *CAN BE SHIPPED UPS

Stainless Steel Products - StrongBox warrants that its Stainless Steel products purchased by its customer will be free from original defects in materials and workmanship for a period of ten (10) years from the original date of purchase.

Cold Rolled Steel Products - StrongBox warrants that its Rolled Steel products purchased by its customer will be free from original defects in materials and workmanship for a period of one (1) year from the original date of purchase.

Aluminum Products - StrongBox warrants that its Aluminum products purchased by its customer will be free from original defects in materials and workmanship for a period of five (5) years from the original date of purchase.

Warranty Obligations - StrongBox will, at its sole discretion, repair or replace any of its product found to be defective under normal use and service within the stated warranty period, upon return of such parts at the customer's expense (as more fully described below). StrongBox will not be responsible for any incidental or consequential damages or for any damage caused by products which have been altered or modified. Strong Box's liability under this warranty is limited solely to replacement or repair a Strong Box product confirmed to be defective.

Parts or Components - Strong Box cannot and does not assume liability for defective product parts or components, or damage caused by defective product parts or components, that are not manufactured by Strong Box, even if such product parts and components are incorporated, contained or used in conjunction with any Strong Box product. Any parts or components manufactured by third parties that are incorporated, used or contained in Strong Box products are or may be separately warranted by the manufacturer of said parts or components. The warranty provided herein is limited in time and remedy to the actual warranty (if any) provided by the manufacturer of such parts or components, and Strong Box does not separately warrant the same.

Return Policy - Returns must be approved in advance and must be covered by a Return of Goods Authorization ("RGA"). Customer must contact the StrongBox order desk to obtain a RGA number and return instructions prior to returning any product. Returns must be shipped to VIT Products, Inc. freight prepaid. Credit will be issued on customer's account upon receipt, inspection and approval by StrongBox of the returned product(s). Credit is subject to a 25% restock fee and a repair charge, as needed. Any discounts taken by Customer in payment for a returned product will be deducted from the credit applied to customer's account. Credit that is issued on account will be applied to future purchases. Any StrongBox products may be purchased to offset a credit on account.

Freight - Freight Terms are FOB Strong Box facility. Customer assumes freight and risk of loss when the product is delivered or provided to the carrier.

Delivery Inspection - Customer must inspect all shipments within forty-eight (48) hours of receipt. Damage caused by or during transport or delivery must be reported to freight carrier listed on the bill of lading. Discrepancies in product quantities must be reported to StrongBox office within 72 hours from receipt.

Return Delivery - Returned product must be protected thoroughly, multiple product units or items must be separated with cardboard, and product units must be upright and secured on pallet. Products must be return to the StrongBox facility, along with a copy of RGA, within 30 days of issuance of the RGA. Returned product must be free of damage and scratches and must be in a condition for immediate resale in a "new" condition. Final credit will be given upon return to factory and inspection. Returned product that is damage will not be accepted by Strong Box for credit and will be returned to customer at customer's shipping and freight cost.

Quote Terms & Limitations - Quotes expire after 30 days. StrongBox products are stocked unless otherwise noted. Customer shall use and refer to the quote number when placing an order for Strong Box products.

Other Terms - StrongBox reserves the right to redesign, alter or modify any or all of its products as it deems appropriate. Such action shall not permit or allow customer to claim or allege that such action has caused customer's inventory of such products to be obsolete. The StrongBox Warranty is more fully described in the StrongBox Terms & Conditions which can be found at strongbox.com/terms-and-conditions/. Those Terms & Conditions are incorporated in this Warranty.

NO EMPLOYEE, REPRESENTATIVE OR DISTRIBUTOR IS AUTHORIZED TO CHANGE THE FOREGOING WARRANTIES IN ANY WAY OR GRANT ANY OTHER WARRANTY ON BEHALF OF STRONG BOX. THE FOREGOING WARRANTIES ARE IN LIEU OF ALL OTHER WARRANTIES (INCLUDING ANY WARRANTY OF MERCHANTABILITY AND/OR FITNESS FOR A OR ANY PARTICULAR PURPOSE) AND NO REPRESENTATIONS, GUARANTEES, OR WARRANTIES, EXPRESS OR IMPLIED, ARE MADE BY STRONGBOX IN CONNECTION WITH THE MANUFACTURE OR SALE OF ITS PRODUCTS. THE LIABILITY OF STRONGBOX, WHETHER IN CONTRACT, TORT, UNDER ANY WARRANTY, OR OTHERWISE, SHALL NOT EXTEND BEYOND ITS OBLIGATION TO REPAIR OR REPLACE, AT ITS OPTION, ANY PRODUCT OR PART FOUND BY STRONGBOX TO BE DEFECTIVE IN MATERIAL OR WORKMANSHIP. STRONGBOX SHALL NOT BE LIABLE FOR COST OF REMOVAL OR INSTALLATION AND/OR SHALL NOT BE RESPONSIBLE FOR ANY DIRECT, INDIRECT, SPECIAL OR CONSEQUENTIAL DAMAGES OF ANY NATURE.