



Our QuickPad™ mounting pad with support base makes installation and mounting of StrongBox enclosures easier than ever. No concrete is needed.

The mounting pad uses our unique fastening system that allows for easy, secure attachment of the enclosure to the pad and the pad to the support base.

Together, the heavy-duty pad, support base and a StrongBox enclosure form a complete unit that is secure, stable and vandal resistant.

The buried support base provides added stability and security for the entire assembly.

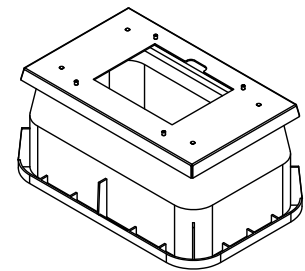
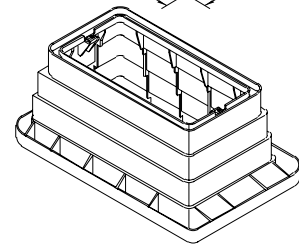
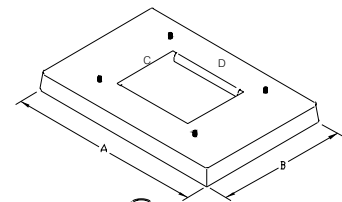
All mounting hardware is stainless steel to prevent corrosion and rust.

Patent No 6,321,928.

## QuickPad™ for StrongBox Enclosures

DIMENSIONS (in)

		A	B	C	D
QP-16	QuickPad for SB-16	28.5	18.5	13.0	10.5
QP-18	QuickPad for SB-18	28.5	18.5	15.0	7.0
QP-18D	QuickPad for SB-18D	28.5	28.5	15.6	10.5
QP-22	QuickPad for SB-22	28.5	28.5	13.6	10.5
QP-24	QuickPad for SB-24	28.5	18.5	21.0	7.0
QP-24D	QuickPad for SB-24D	28.5	28.5	14.5	10.5
QP-LD16	QuickPad for LD-16	20.0	17.0	9.5	5.0
QP-M	QuickPad for SB24SS/240V	28.5	28.5	14.5	10.5
QP-CSP	QuickPad for CSP Meters	28.5	18.5	12.5	15.5
QP-MPS	QuickPad for MPS Meters	32.0	25.0	16.0	12.5
QP-MPE	QuickPad for MPE Meters	32.0	25.0	14.8	13.1
	*MPE dimensions for meter and enclosure			6.5	14.3



## QuickPad™ for StrongBox Backflow Cages

DIMENSIONS (in)

		A	B	C	D
QP-20BF	QuickPad for SBBC-20 Series	32.0	19.0	17.8	10.0
QP-22BF	QuickPad for SBBC-22 Series	28.5	19.0	13.6	10.5
QP-30BF	QuickPad for SBBC-30 Series	32.0	19.0	24.0	10.0
QP-45BF	QuickPad for SBBC-45 Series	49.0	19.0	42.0	10.0

